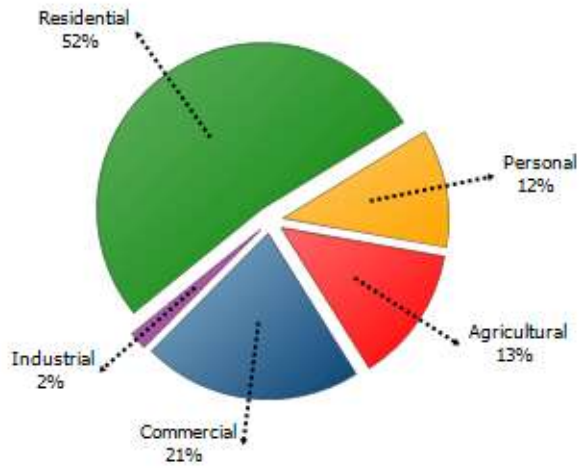









# Assessed Value by Class



|  |   |
|--|---|
|  Agricultural (13%)<br>34,224,800  |  Personal (12%)<br>29,601,800 |
|  Commercial (21%)<br>54,982,200   |   |
|  Industrial (2%)<br>4,505,000     |   |
|  Residential (52%)<br>134,019,200 |   |
|  Timber-Cutover (0%)<br>0         |   |
|  Developmental (0%)<br>0          |   |